

 **Reminder**

We appreciate your purchase!
Please read the instruction manual before installation and keep it for future reference.

! Warning

1. To avoid damage, falling, electric shock or fire, please do not modify the lamp or replace accessories without confirming with the supplier first.
2. Please authorize only qualified personnel to install the lamp and ensure they follow the instruction manual. Any improper installation might cause falling, electric shock, fire, or other injury, damage or hazard.
3. Please disconnect power before installation or any maintenance of the lamp.
4. Please disconnect power if it begins to smoke or emit odors, since fire or electric shock may occur. Ask qualified person to inspect and maintain the luminaire.
5. Please do not dismantle the lamp without the supplier's authorization.
6. Please do not touch the power supply when the lamp is operating.
7. If the external flexible cable or cord of the luminaire is damaged, it should only be replaced by the supplier, a service agent or qualified person.
8. Terminal block not included. Installation may require advice from a qualified person.
9. The light source contained in this luminaire shall only be replaced by the manufacturer or his service agent or a similar qualified person.
10. Only to be installed outside arms reach.
11. For use in environments where an accumulation of non-conductive dust on the luminaire may be expected.
12. Mounting heights of light s not higher than 30m.

Caution risk of electric shock



Application

With unique high-purity die-cast aluminum heat sink, high-brightness SMD chip, high-efficiency constant current and constant voltage power driver, the LED high bay is designed for factories, workshops, warehouses, highway toll stations, gas stations, supermarkets, exhibition halls, stadiums and similar applications.

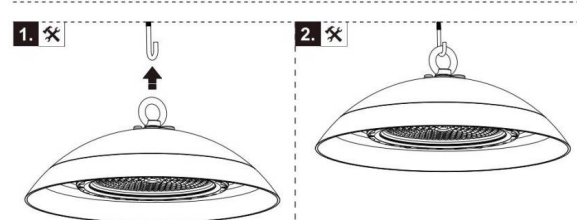
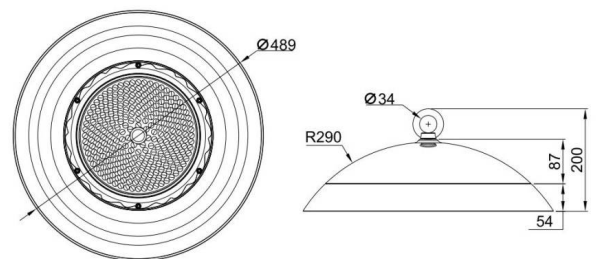
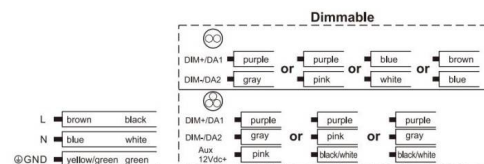
 **Technical Parameters**

Product Specifications	100W	120W	150W	200W
Input Voltage	AC100-240V / AC100-277V / AC200-240V / AC277-480V			
Power Frequency	50 / 60Hz			
Outlook Dimensions	Ø489 x 200mm			
Luminaire Net Weight	7.2±0.3kg			
Working Temperature	-30 ~ +50°C			
Storing Temperature	-40 ~ +70°C			

 Installation Instructions

Loop hanging installation

Physical Dimensions(Unit: mm)

**⚡ Wiring Diagram**

 Warning! do not wire dim cord to high voltage, or dim function will fail.